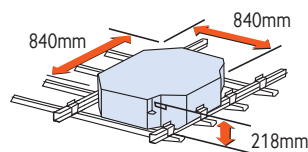
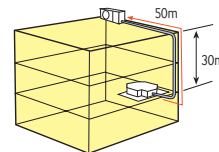


With extra-slim compact design and versatile air-direction adjustment, Samsung Cassettes ensure quiet large-area climate control


5 models: 18 000 to 48 000 Btu/hr



Extra-slim body



Up to 50m pipe run,  
30m elevation

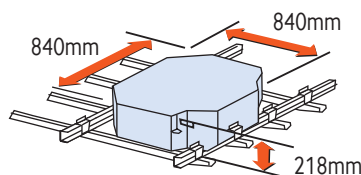


Adjustable air-direction

**SAMSUNG**

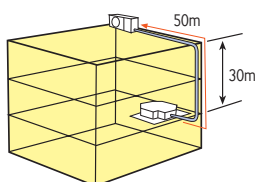
# Samsung Cassettes: 18 000 to 48 000 Btu/hr

Advanced technology allied with Samsung quality ensures optimum levels of quiet climate control for large indoor areas. Compact and lightweight design ensures that Samsung Cassettes fit conveniently into restricted spaces above ceilings, cutting the time and cost of installation. Airflow can be directed in 2, 3 or 4 directions, ensuring perfect adaptation to any situation.



### Extra-slim body

18 000 and 24 000 indoor units are only 218mm deep allowing easy installation within low ceiling space.



### Up to 50m pipe runs, 30m elevation

Refrigerant piping can be extended up to 50 metres (30 metres for 18 and 24 000 units), with a level difference of up to 30 metres between indoor and outdoor units.



### Adjustable air-direction

Samsung Cassette airflow can be controlled in 2,3 or 4 directions thus allowing airflow patterns to be conformed precisely to the area of the space being airconditioned.

## SPECIFICATIONS

Model	Indoor Unit		NS0184HREA	NS0244HREA	NS0364HREA	NS0364HREA	NS0484HREA
	Outdoor Unit		RC018FQREA	RC024FQREA	RC036FQREA	RC036FQRGA	RC048FQRGA
Capacity	Cooling(ISO)	Btu/hr	19,000	24,000	36,000	36,000	48,000
	Heating(ISO)	Btu/hr	21,500	26,000	36,000	36,000	50,500
Input	Cooling(ISO)	W	2,000	2,550	3,400	3,400	4,800
	Heating(ISO)	W	2,000	2,400	3,200	3,200	4,900
Running Current	Cooling(ISO)	A	9.5	11.5	15.2	6.2	9.5
	Heating(ISO)	A	9.0	11.0	14.2	5.7	9.5
Power Supply		Ø, V, Hz	1/220~240/50Hz	1/220~240/50Hz	1/220~240/50Hz	3P/380-415/50Hz	3P/380-415/50Hz
EER/COP	Cooling(ISO)	Btu/Wh	9.5	9.41	10.59	10.59	10.00
	Heating(ISO)	Btu/Wh	10.75	10.83	11.25	11.25	10.31
Refrigerant Charge		g, type	1350g, R22	2000g, R22	2400g, R22	2550g, R22	2800g, R22
<b>INDOOR</b>							
Set Dimensions (W*H*D)	Net	mm	840*218*840	840*218*840	840*298*840	840*298*840	840*298*840
	Gross	mm	925*280*925	925*280*925	925*360*925	925*360*925	925*360*925
	Weight (Net/Gross)	kg	24/30	24/30	29/35	29/35	30.5/37
Sound Level (Cooling/Heating)	Pressure level (High)	dB(A)±3	35/34	42/42	43/43	43/43	47/47
<b>OUTDOOR</b>							
Sound Level (Cooling/Heating)	Pressure level	dB(A)±3	50/52	54/54	53/55	53/55	54/57
Dimensions (W*H*D)	Net	mm	790*548*285	880*638*310	880*931*320	880*931*320	932*1128*375
	Gross	mm	926*600*382	1023*744*413	1043*1062*411	1043*1062*411	1091*1286*472
	Weight (Net/Gross)	kg	41/44	55/60	90/95	90/95	104/114
Accumulator		ml	340	340	1000	1000	1500
Connecting Tube (Ø Socket/Flare)	Liquid Side	mm	6.35	6.35	9.52	9.52	9.52
	Gas Side	mm	12.7	15.88	15.88	15.88	19.05
	Length, std	m	5	5	5	5	5
	Max length/elevation	m	30/15	30/15	50/30	50/30	50/30
Drain hose	In /Out Diameter	mm	26/32	26/32	26/32	26/32	26/32

Sold and supported nationwide:

#### Gauteng & Central region

Fourways Airconditioning (Jhb)  
(011) 704-6320

George: 082 380 0708

#### Pretoria

Fourways Airconditioning (Pta)  
(012) 643-0445

Bloemfontein: 083 381 0074

#### W. & N. Cape

Samair (Cape Town)  
(021) 556-8292

#### E. Cape

Samair (Port Elizabeth)  
(041) 484-6413

#### Kwa-Zulu Natal

Fourways Airconditioning (KZN)  
(031) 579-1895

